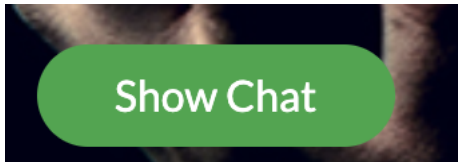


# DANCE MUSIC THEATRE


## Using the Chat Function While Streaming a Premiere


1. Once you click your unique performance link, click the green “watch now” button.
2. Underneath the video player, you will see a green “show chat” button



3. Once you click this button, the chat will open up. It will prompt you to create a nickname.
4. Once in the chat room, you will see the below chat window..



5. If you would like to have the chat in a separate window, click the three lines above the “Type a message here...” box, where you will see a menu appear. 



6. Click "Popout" The chat will now open in a separate window, and you can arrange it to be side by side on your monitor with the video player window. Enjoy!